

Thank you for purchasing our bike chain lock. For your better use of this bike lock, please read this user manual carefully. If you have any problem when using this bicycle lock, just feel free to contact with us at **support@ubullox.com**. Contact us with your order ID, we will respond to you within 24 hours and help you solve the problem. We cover all the products with 30 days free replacement or refund and one year warranty **(Except human damage)**.

- **Package List**

- 1\* Bike Chain Lock
  - 1\* User Manual

- **Notice**


1. As the lock cylinder is made of precision machinery, please keep the lock cylinder clean and dry during daily use.
2. If the lock cylinder is mixed with dust or other debris, or it's difficult to insert or rotate poorly, you can use an anti-rust lubricant to clean the lock hole for several times.

## • Specification

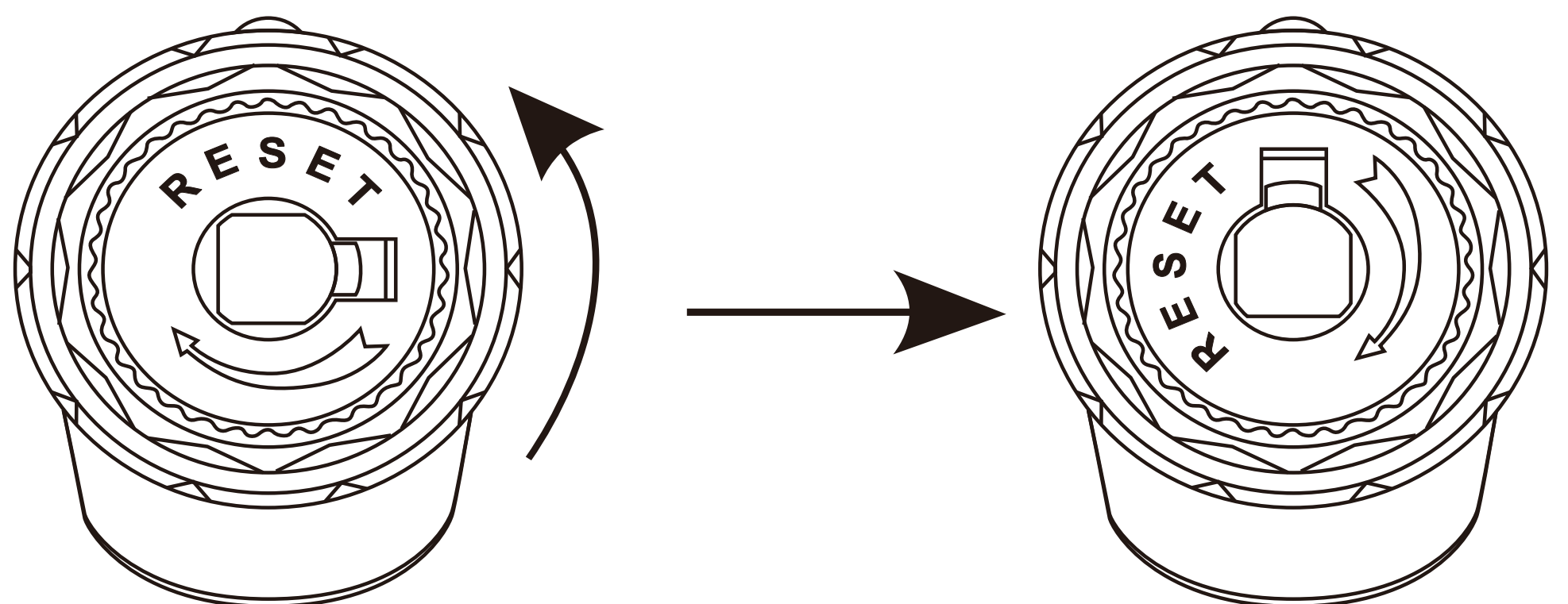
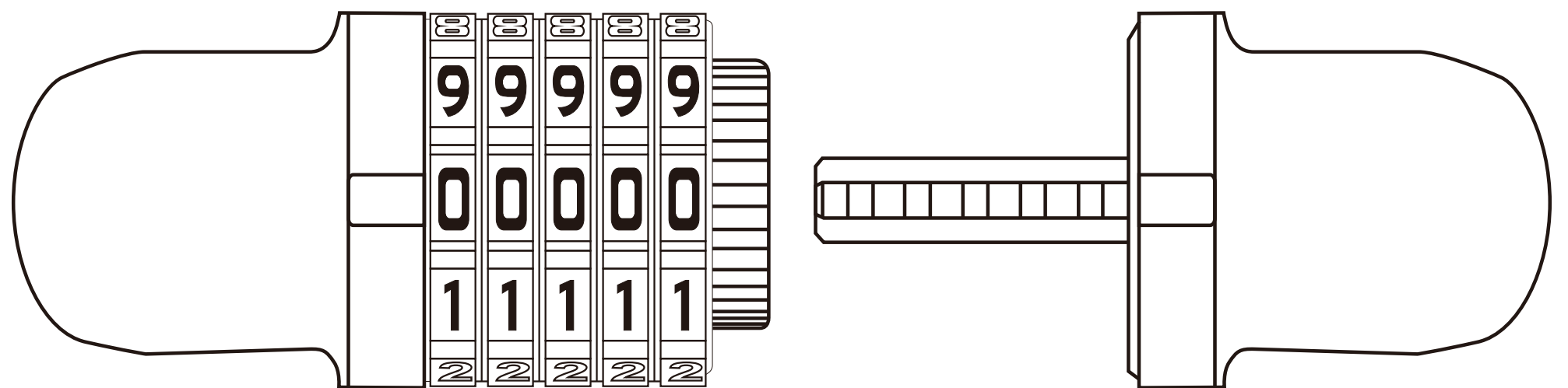
1. Material: Alloy Steel + PE
2. Diameter of Chain: 6mm/0.24inch
3. Length of the Bike Lock: 90cm/2.95feet
4. Weight of the Bike Lock: 773g/1.71lb

## • How to Reset Password?


1. Open the lock with the default combination(00000).



2. Rotate the built-in rotary knob according to the indicated direction, rotate the knob until it stops.



3. Set your new combination. Please make sure each key is aligned with the markings when resetting your password.



4. Return the knob to the default position.

